

## Early Stage 1

Name:



# Contents

RSPCA NSW Cat Program	1
English	4
Australian Curriculum: Recognise and name all upper and lower case letters (graphemes) and know the most common sound that each letter represents (ACELA1440)	
NSW Curriculum: Composes simple texts to convey an idea or message (ENe-2A)	
Maths	6
NSW Curriculum: Describes position and gives and follows simple directions using everyday language (MAe-16MG)	
Science	10
Australian Curriculum: Living things have basic needs, including food and water (ACSSU002)	
NSW Curriculum: Explores the characteristics, needs and uses of living things (STe-3LW-ST)	
Creative Arts	11
NSW Curriculum: Makes artworks in a particular way about experiences of real and imaginary thing (VAS1.1).	
Certificate	12

# Needs and wants of pet cats

## **Pet cats need people to:**

- 🐾 care for them
- 🐾 give them food and water
- 🐾 keep them safe
- 🐾 give them somewhere nice to be when the weather is hot, cold, wet or windy
- 🐾 take them to the vet to keep them healthy or when they are sick
- 🐾 be their friends, to play with them and be kind to them

## **Most pet cats want to:**

- 🐾 be around people
- 🐾 be patted
- 🐾 play and chase toys



# Fill in the missing letters

What do all cats need?



Cats need to eat **f\_\_\_od**  
and drink **w\_\_\_t\_\_\_r**



Cats need to play  
with **t\_\_\_ys**



When cats are sick, they  
need to visit the **v\_\_\_t**



Cats need  
**lo\_\_\_e**



## EXTENSION!



Cats need to use a kitty litter **t\_\_\_y**



Cats need brushing to help them stay **cl\_\_\_n**



Cats need to sleep **in\_\_\_o\_\_\_rs**

# Where is it?


**Using the words below, describe the position of the objects in the picture on the next page.**

**behind**

**next to**

**between**

**inside**



The calendar is \_\_\_\_\_ the window.

The food bowl is \_\_\_\_\_ the brush.

The sleeping cat is \_\_\_\_\_ their bed.

The toy mouse is \_\_\_\_\_ the cat and the food bowl.




# Keeping Cats Safe Indoors

**Colour in the picture on the next page.**

## **EXTENSION!**

**Draw a red star next to all the things that are making the cats happy.**






**Circle the items cats need and want to keep them healthy and happy.**



# Happy at home

**Draw a picture of a happy cat living indoors, visiting a vet and wearing an ID collar.**

A large, empty rectangular box with rounded corners and a blue border, intended for drawing a happy cat living indoors.A large, empty rectangular box with rounded corners and a blue border, intended for drawing a cat visiting a vet.A large, empty rectangular box with rounded corners and a blue border, intended for drawing a cat wearing an ID collar.

# CONGRATULATIONS!



You've completed all the activities  
in your Cat Booklet!

This certificate of achievement  
is presented to:

---